

CALIBRATED

This upgrade of our precision Hall Effect Current Transducer allows us to now offer a calibrated device with excellent linearity and thermal stability without compromising size.

Additionally the sensor is wound with a degaussing coil to all but eliminate hysteresis errors when coupled to a ring-down driver.

Our Products – RAZCPC + Degauss

Our super compact model.



PROVISIONAL

Maximum Ratings ($T_A = 25^\circ\text{C}$)

Parameter	Symbol	Value	Unit
Operating Temperature	T_A	-40 to +150	$^\circ\text{C}$
Storage Temperature	T_{stg}	-65 to +165	$^\circ\text{C}$
Supply Voltage	V_s	8	V
Measured Current	I_m	No Flux Limit	A

Characteristics ($T_A = 25^\circ\text{C}$)

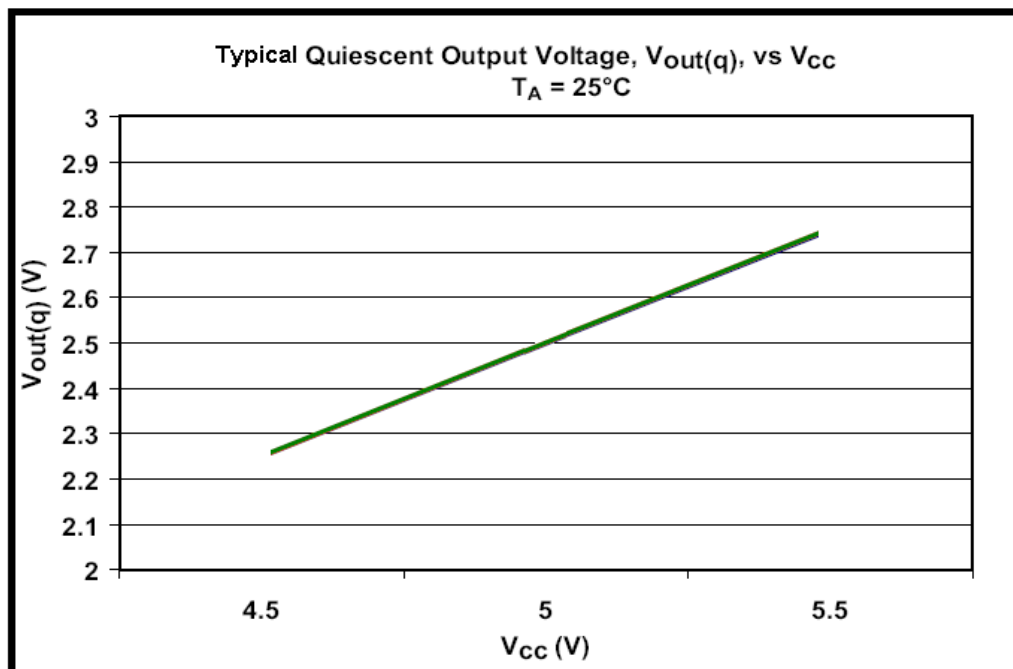
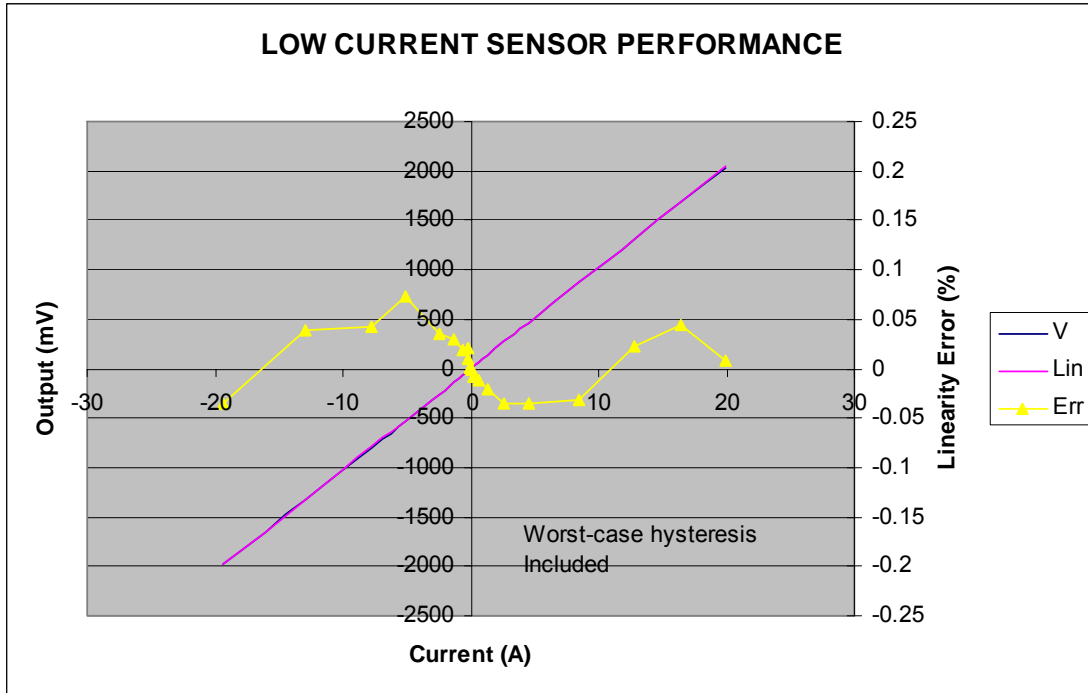
Parameter	Symbol	Lower Limit	Typical	Upper Limit	Unit
Supply Current	I_s		9.2	12	mA
Supply Voltage	V_s	4.5	5.0	5.5	V
Null Output ($V_s = 5\text{V}$)	V_o	2.490	2.5	2.510	V
Transfer Function (per turn) RAZCPC100	$\Delta V/I$	98	100	102	mV/A
Linear current range RAZCPC100	I_m		+/-20		A
Linearity ($\pm 80\% I_m$)			0.1	0.2	%
Hysteresis (0 to $50\% I_m$)	Hys		0.0	10	mA
Null drift due to temperature change	$TC_{\Delta V_o/V_o}$		+/-0.07	+/-0.15	mV/K
Gain Change due to temperature change	TC_G		+0.05 *		%/K
Risetime 0 to 20% of i_m	T_r		15		μs
Frequency Response (-3dB)			50		kHz
Output Resistance				1	Ω
Electrical Isolation	V_d	600**			V
Degauss coil turns			30		
Required degaussing energy		2.5			mJ

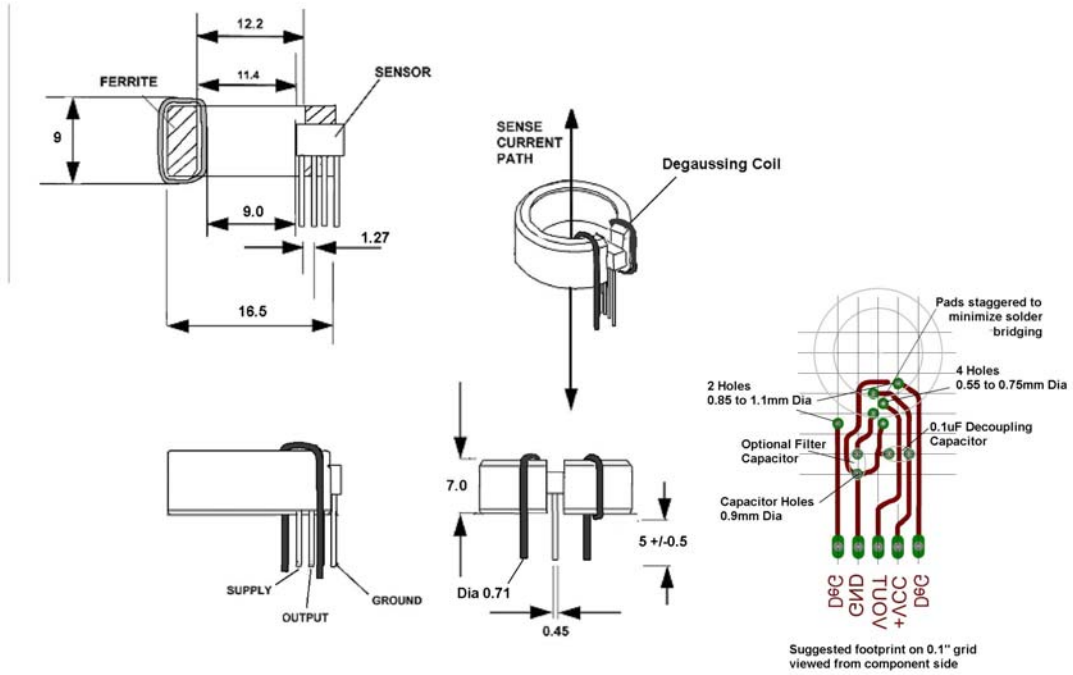
* Tighter specification units available on request

** Additional isolation can be provided by primary conductor insulation

NOTE: Raztec can supply degauss driver circuit design detail.

Performance Characteristics





PROVISIONAL

16mm FERRITE OPTION

